

Scaled data based on original data using
LM-79-08 Approved Method: Electrical and Photometric Measurements of Solid-
State Lighting Products

Test Report Prepared for
Cooper Lighting Solutions
(formerly Eaton)

Brand: STREETWORKS

Report Number: P510713

Luminaire Tested: **CST-CA8-230-727-U-T5N**

Issue Date: 4/6/2021

Test Information

Test Method: LM-79-08
Report Number: P510713
TEST IS SCALED FROM IESNA LM-79-08 TEST DATA (G3-2102-151-13)
Test Lab: COOPER LIGHTING SOLUTIONS
Issue Date: 4/6/2021
Manufacturer: COOPER LIGHTING SOLUTIONS (FORMERLY EATON)
Product Line: STREETWORKS
Catalog Number: CST-CA8-230-727-U-T5N
Description: CELESTEON HIGH MAST LUMINAIRE
Light Source: (8) 2700K CCT, 70 CRI LEDS
Ballast/Driver: ELECTRONIC DRIVER

Summary

Lumens per Lamp: N/A
Luminaire Lumens: 32350 lumens
Efficiency: N/A
Efficacy: 141.6 lumens/watt
Luminous Opening: Circular (Dia: 2.08' x H: 0')
IES Classification: Type V - Short
BUG Rating: B5 - U0 - G2

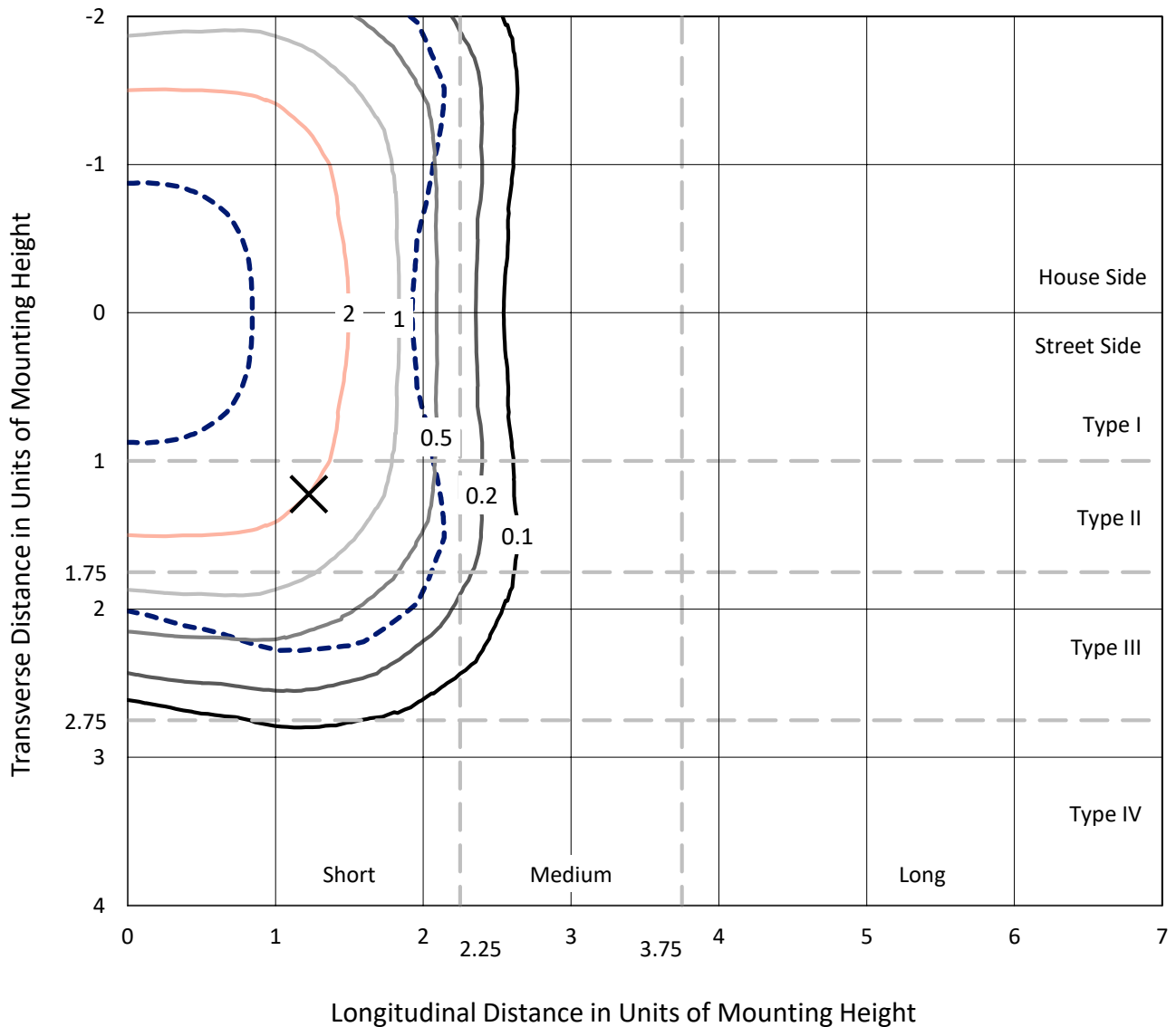
Input Watts (W): 228.4
Input Voltage (V): 120
Input Current (Ain): NR
Voltage Rise (V): NR
Power Factor: NR
Total Harmonic Distortion (THDi): NR
Frequency (hertz): 60
Stabilization Time: NR
Operation Time: NR
Ambient Temperature (°C): NR
Test Distance: 24 FT



REPORT NUMBER: P510713
 CATALOG NUMBER: CST-CA8-230-727-U-T5N

Iso-Footcandle Lines of Horizontal Illumination

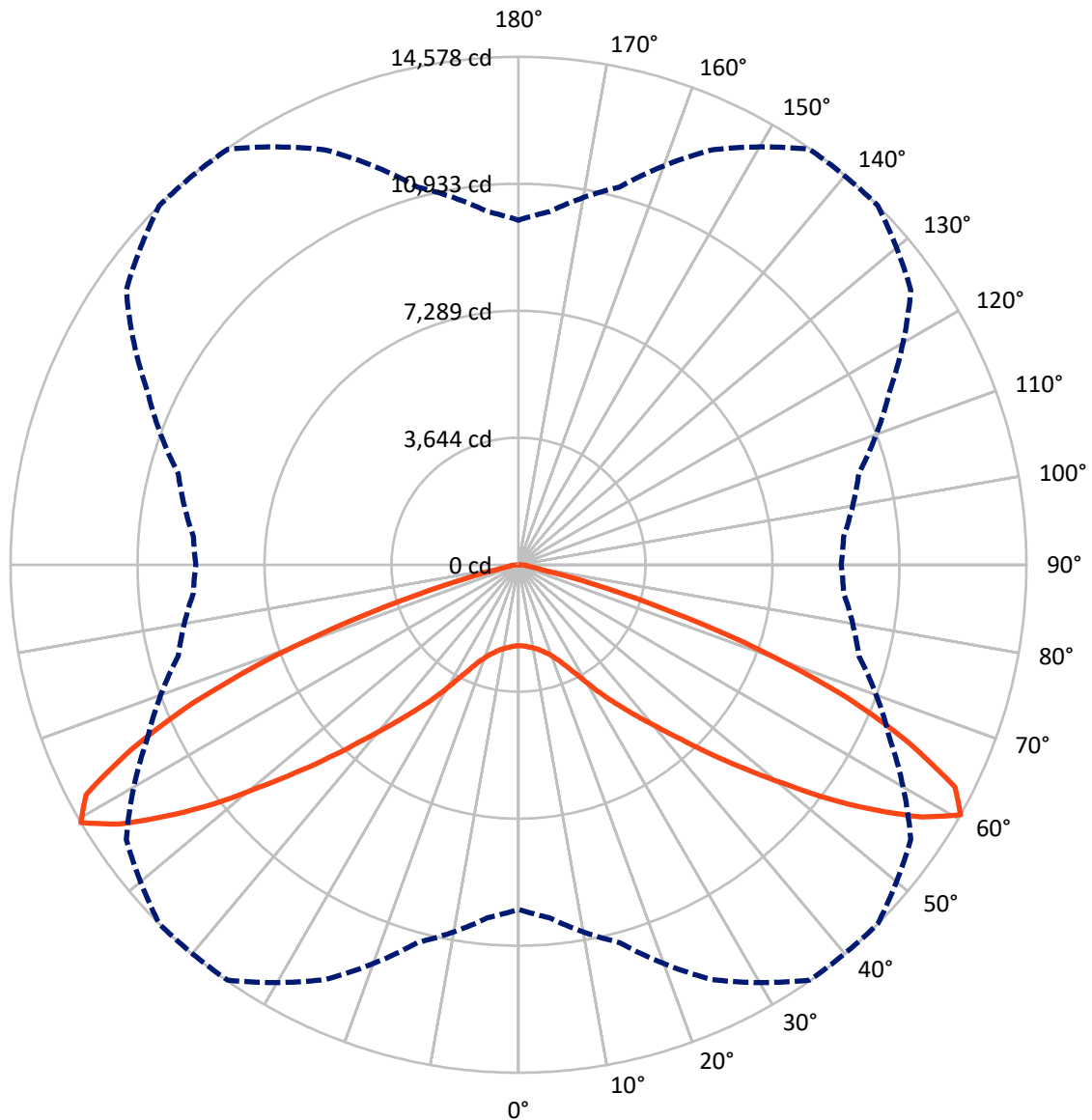
✕ Max cd
 - - - 1/2 Max cd



Based on 30 foot mounting height. Maximum calculated value = 3.6 fc
 Type V - Short - N/A

REPORT NUMBER: P510713
CATALOG NUMBER: CST-CA8-230-727-U-T5N

Luminous Intensity Polar Plot



— Vertical Plane Through 45-Deg Lateral - - - Horizontal Cone Through 60-Deg Vertical

REPORT NUMBER: P510713
 CATALOG NUMBER: CST-CA8-230-727-U-T5N

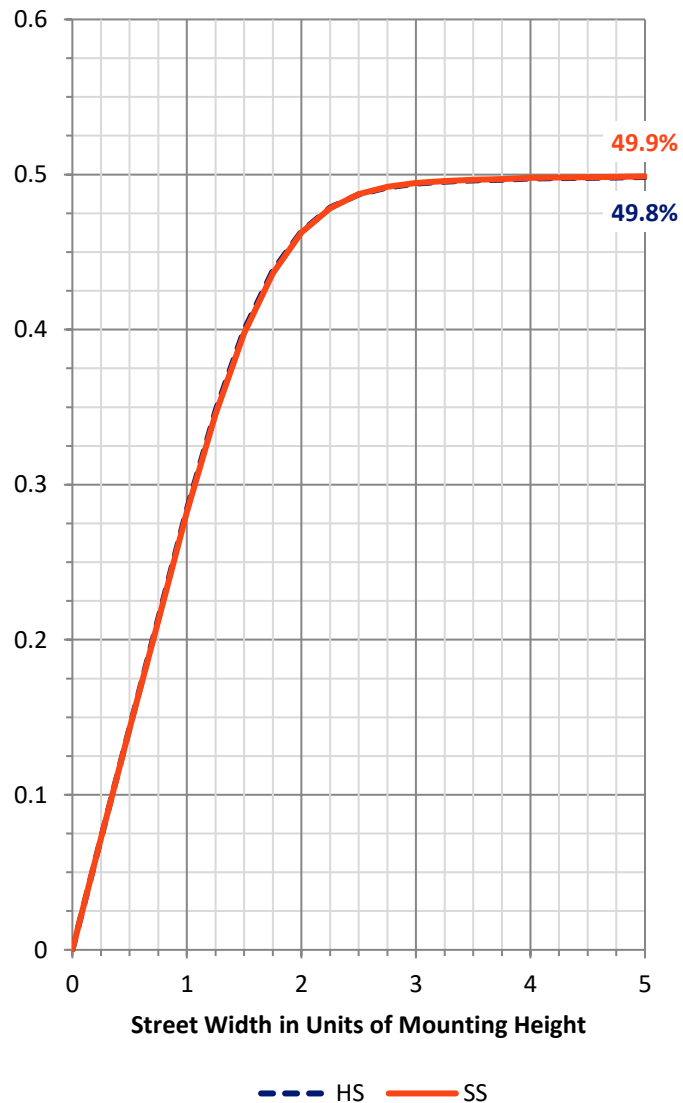
FLUX DISTRIBUTION:

		Downward	Upward	Total
House Side	Lumens	16175.0	0.0	16175.0
	% Fixture	50.0	0.0	50.0
Street Side	Lumens	16175.0	0.0	16175.0
	% Fixture	50.0	0.0	50.0
Total	Lumens	32350.0	0.0	32350.0
	% Fixture	100.0	0.0	100.0

ZONAL LUMENS:

Zone	Lumens	% Fixture
0°-10°	227.3	0.7
10°-20°	741.1	2.3
20°-30°	1574.0	4.9
30°-40°	3337.4	10.3
40°-50°	6346.8	19.6
50°-60°	10068.8	31.1
60°-70°	8510.8	26.3
70°-80°	1400.2	4.3
80°-90°	143.6	0.4
90°-100°	0.0	0.0
100°-110°	0.0	0.0
110°-120°	0.0	0.0
120°-130°	0.0	0.0
130°-140°	0.0	0.0
140°-150°	0.0	0.0
150°-160°	0.0	0.0
160°-170°	0.0	0.0
170°-180°	0.0	0.0
0°-90°	32350.0	100.0
0°-180°	32350.0	100.0

Coefficient of Utilization

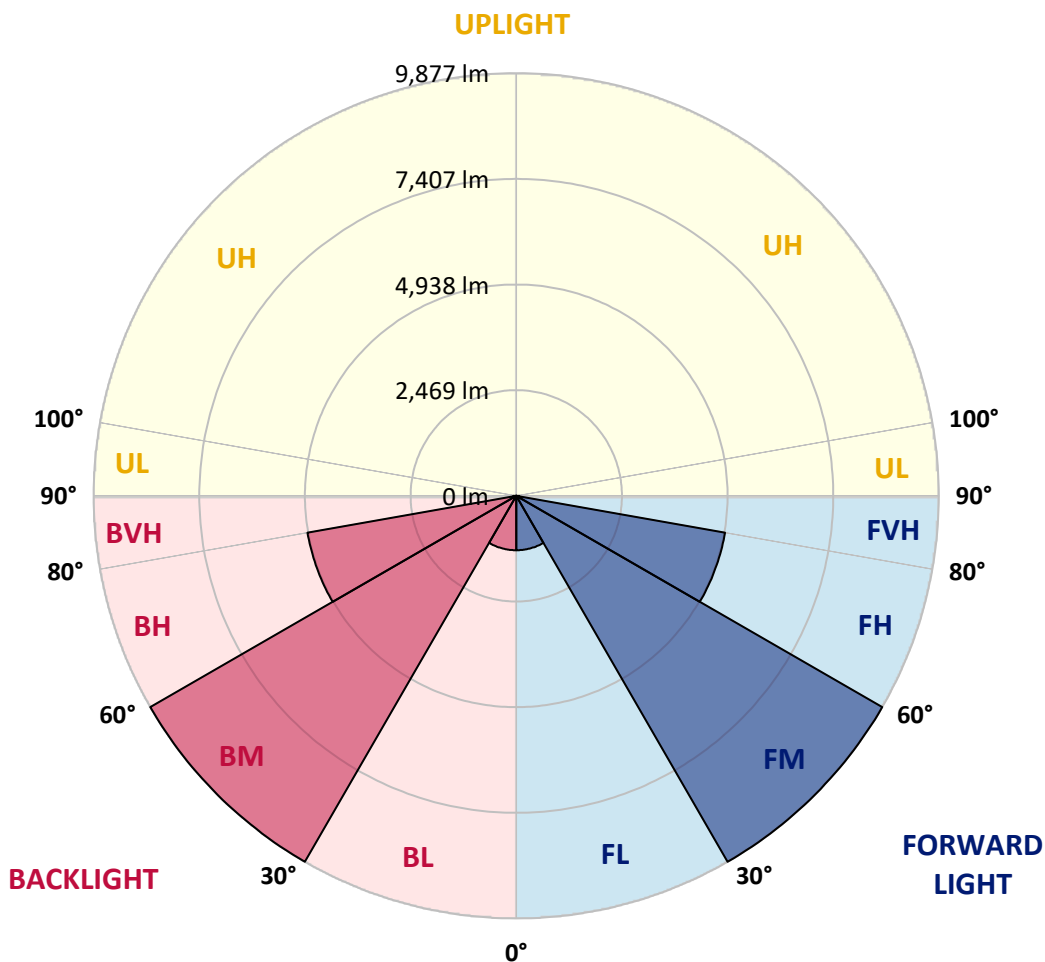


REPORT NUMBER: P510713
 CATALOG NUMBER: CST-CA8-230-727-U-T5N

LUMINAIRE CLASSIFICATION SYSTEM LUMEN TABLE AND BUG RATING:

Zone	Lumens	% Fixture	Zone Rating/Lumen Limit		
			B	U	G
FL (0°-30°)	1271.2	3.9			
FM (30°-60°)	9876.5	30.5			
FH (60°-80°)	4955.5	15.3			G2/5000
FVH (80°-90°)	71.8	0.2			G1/100
BL (0°-30°)	1271.2	3.9	B3/2500		
BM (30°-60°)	9876.5	30.5	B5		
BH (60°-80°)	4955.5	15.3	B4/5000		G2/5000
BVH (80°-90°)	71.8	0.2			G1/100
UL (90°-100°)	0.0	0.0		U0/0	
UH (100°-180°)	0.0	0.0		U0/0	

BUG Rating: B5-U0-G2
 Type V Short





REPORT NUMBER: P510713
 CATALOG NUMBER: CST-CA8-230-727-U-T5N

CANDELA DISTRIBUTION (FULL):

	0°	5°	15°	25°	35°	45°	55°	65°	75°	85°	90°
0°	2322.6	2322.6	2322.6	2322.6	2322.6	2322.6	2322.6	2322.6	2322.6	2322.6	2322.6
2.5°	2339.4	2333.6	2331.8	2329.3	2330.5	2331.2	2334.5	2334.8	2334.8	2337.9	2343.0
5°	2365.6	2358.0	2355.2	2352.2	2353.7	2355.2	2358.3	2360.1	2359.8	2361.6	2366.2
7.5°	2394.0	2391.2	2387.9	2386.0	2386.0	2390.3	2388.2	2391.5	2391.2	2393.3	2396.1
10°	2436.0	2429.9	2429.6	2426.3	2427.8	2431.5	2432.1	2431.5	2432.1	2433.3	2439.7
12.5°	2489.4	2487.9	2488.8	2486.0	2485.1	2489.1	2490.0	2494.0	2495.2	2498.8	2502.8
15°	2575.4	2565.6	2564.4	2564.1	2565.9	2572.0	2573.8	2581.2	2584.5	2589.7	2598.5
17.5°	2672.6	2676.0	2669.9	2669.3	2669.0	2673.8	2678.7	2694.9	2700.1	2712.0	2719.6
20°	2827.8	2821.7	2818.1	2803.4	2799.8	2808.3	2826.0	2847.3	2857.4	2876.3	2890.6
22.5°	3035.1	3024.8	2999.8	2982.4	2975.1	2989.7	3008.9	3043.1	3083.6	3107.1	3113.5
25°	3334.8	3294.0	3262.9	3232.1	3221.1	3242.8	3273.9	3328.1	3379.0	3426.0	3447.6
27.5°	3699.8	3673.9	3612.0	3563.5	3544.3	3562.6	3627.2	3703.7	3797.0	3845.8	3853.1
30°	4163.2	4149.8	4070.8	3980.0	3945.8	3977.5	4053.8	4158.0	4287.9	4388.2	4405.9
32.5°	4737.0	4669.0	4559.3	4455.3	4418.7	4457.4	4533.9	4683.6	4858.7	4969.6	5007.4
35°	5394.9	5318.1	5153.2	4993.4	4946.2	4951.0	5073.6	5284.6	5523.9	5678.8	5721.2
37.5°	6120.6	6042.2	5847.7	5599.8	5490.4	5498.6	5659.0	5933.4	6261.4	6430.3	6486.4
40°	6895.0	6813.9	6613.3	6334.0	6154.1	6117.5	6331.9	6666.0	6999.2	7202.9	7224.6
42.5°	7652.0	7556.0	7394.7	7115.4	6951.4	6853.2	7112.1	7414.8	7750.8	7934.3	7948.7
45°	8328.2	8309.6	8180.1	7977.6	7842.6	7755.7	7940.4	8241.0	8475.8	8592.0	8634.3
47.5°	8981.9	8970.3	8928.9	8858.1	8891.7	8747.2	8835.9	8972.2	9101.1	9186.5	9219.4
50°	9554.8	9567.0	9648.4	9768.8	10011.5	9865.2	9837.4	9690.8	9694.4	9701.1	9735.3
52.5°	10028.0	10092.6	10297.5	10660.9	11185.0	11181.7	10761.8	10374.6	10199.6	10121.9	10128.9
55°	10440.5	10551.2	10889.6	11639.9	12389.9	12427.4	11856.4	10998.7	10670.7	10504.8	10526.5
57.5°	10668.2	10836.8	11409.7	12548.8	13617.7	13662.8	13026.8	11689.9	10938.7	10518.8	10536.8
60°	9886.5	10170.4	11226.5	13135.1	14556.7	14577.5	13742.4	11744.2	10110.0	9367.0	9258.1
62.5°	8090.4	8483.7	9973.7	12680.8	14121.7	14057.3	13294.5	10727.4	8305.1	7403.8	7312.4
65°	6077.3	6447.1	8007.2	10857.9	12390.8	12306.1	11529.2	8478.2	6088.9	5132.1	5019.6
67.5°	3289.1	3847.7	5307.4	8294.1	9877.7	10165.2	9088.9	5909.3	3543.4	2569.0	2470.2
70°	1136.0	1468.0	2706.2	5206.5	7124.6	7413.0	6198.0	3169.3	1550.6	969.5	870.4
72.5°	403.4	464.9	1017.4	2514.4	4056.2	4494.3	3344.3	1274.7	494.2	360.1	352.8
75°	284.8	293.9	361.6	819.8	1756.1	2151.0	1318.6	423.2	308.2	288.1	286.3
77.5°	254.3	259.5	293.0	333.8	536.6	686.9	405.8	307.0	267.7	256.4	252.4
80°	241.8	245.7	255.5	273.8	304.3	316.5	273.8	262.5	243.6	238.7	237.2
82.5°	211.3	210.4	213.1	220.7	234.5	237.5	219.8	205.8	206.1	200.3	197.6
85°	143.0	151.5	145.1	137.2	170.1	171.0	159.5	119.5	135.7	132.9	121.6
87.5°	43.3	48.8	38.7	26.8	36.9	28.7	25.9	26.8	25.6	22.3	20.1
90°	0.0	0.0	0.0	0.0	0.0	0.0	0.0	0.0	0.0	0.0	0.0

(END OF REPORT)